


SITUASI TERKINI PERKEMBANGAN  
**CORONA VIRUS DISEASE-19 (COVID-19)**

**KABUPATEN PALI**

**Tanggal 27 Juli 2021**

| Nama Kecamatan | SUSPEK |          |                 |           |        | KONTAK ERAT |             |                 |           |        |
|----------------|--------|----------|-----------------|-----------|--------|-------------|-------------|-----------------|-----------|--------|
|                | JUMLAH | PROBABLE | JADI KONFIRMASI | DISCARDED | PROSES | JUMLAH      | JADI SUSPEK | JADI KONFIRMASI | DISCARDED | PROSES |
| Tal. Ubi       | 388    | 23       | 219             | 146       | -      | 888         | 7           | 240             | 659       | -      |
| Penukal        | 43     | 2        | 21              | 21        | -      | 162         | -           | 17              | 160       | -      |
| Penukal Utara  | 27     | 1        | 10              | 15        | -      | 78          | -           | 23              | 56        | -      |
| Abab           | 21     | 0        | 18              | 3         | -      | 125         | -           | 14              | 146       | -      |
| Tanah Abang    | 73     | 2        | 26              | 46        | -      | 157         | -           | 30              | 60        | -      |
| Jumlah         | 553    | 28       | 294             | 231       | -      | 1417        | 7           | 328             | 1081      | -      |



SITUASI TERKINI PERKEMBANGAN  
CORONA VIRUS DISEASE-19 (COVID-19)

KABUPATEN PALI

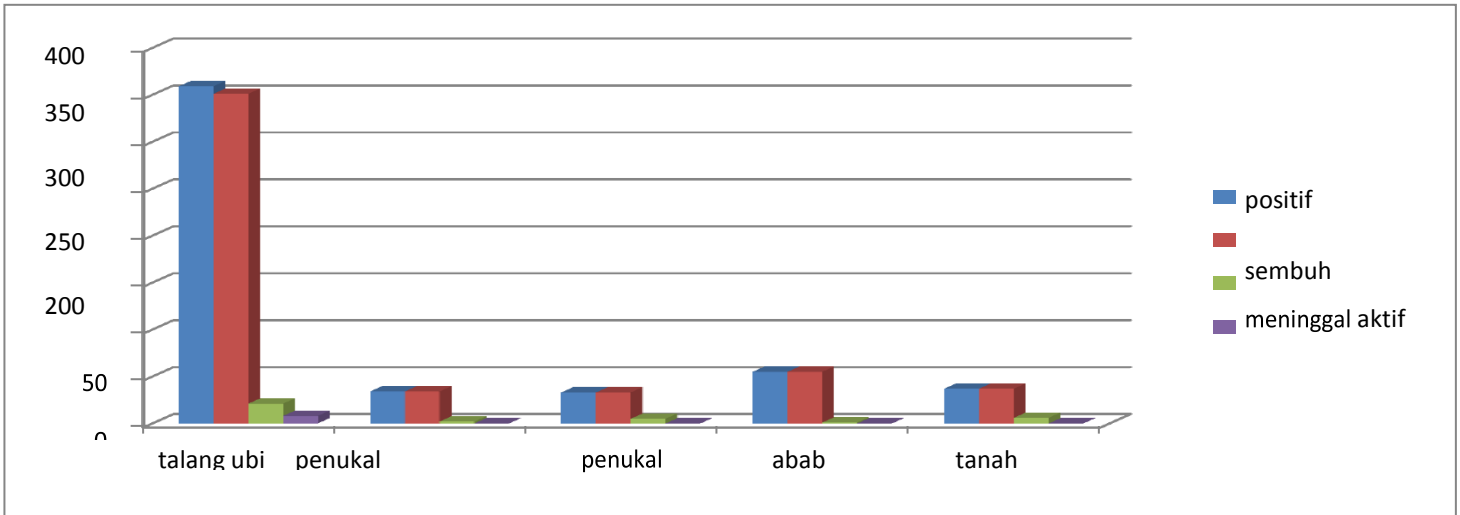
| NAMA<br>KECAMATAN   | JLH<br>PENDUDUK<br>(CAPIL<br>2020) | KONFIRMASI   |             |         |       |        |           |                    |        |  |
|---------------------|------------------------------------|--------------|-------------|---------|-------|--------|-----------|--------------------|--------|--|
|                     |                                    | KASUS        |             |         | TOTAL | SEMBUH | MENINGGAL | PROSES             |        |  |
|                     |                                    | ASIMPTOMATIK | SIMPTOMATIK | DIRAWAT |       |        |           | ISOLASI<br>MANDIRI | JUMLAH |  |
| 1. Talang Ubi       | 84.893                             | 245          | 219         | 478     | 506   | 33     | 14        | 22                 | 36     |  |
| 2. Penukal          | 23.259                             | 17           | 21          | 38      | 35    | 6      | 0         | 0                  | 0      |  |
| 3. Penukal<br>Utara | 30.020                             | 23           | 10          | 33      | 32    | 5      | 0         | 0                  | 0      |  |
| 4. Abab             | 26.785                             | 14           | 18          | 32      | 29    | 1      | 0         | 0                  | 0      |  |
| 5. Tanah Abang      | 30.722                             | 31           | 26          | 53      | 53    | 5      | 0         | 0                  | 0      |  |
| jumlah              | 195.729                            | 330          | 294         | 623     | 537   | 50     | 14        | 22                 | 36     |  |

Ket :

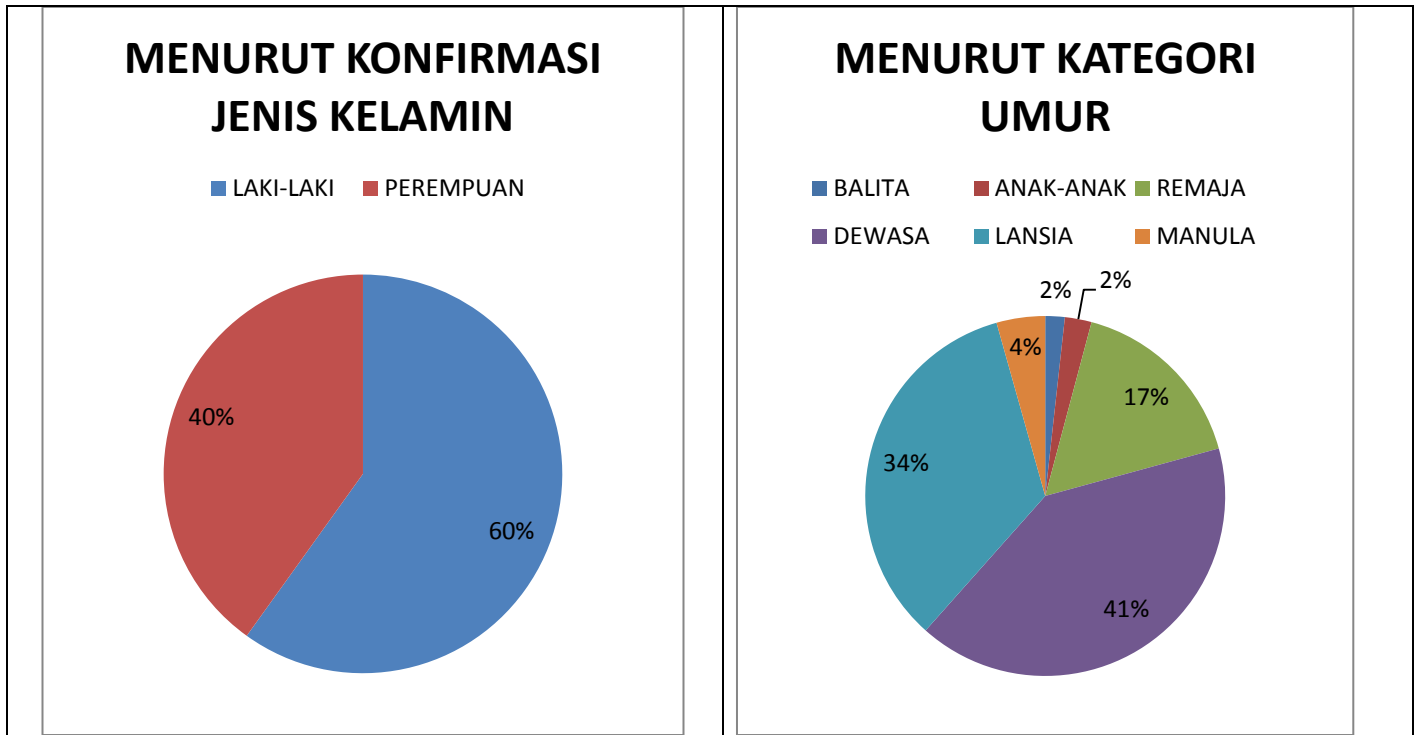
Kasus konfirmasi 585 orang, sembuh 527 orang (97,5%) dan meninggal  
40orang (7,4%) Jumlah Sampel yang di periksa laboratorium BBLK : 2.595

- Hasil Negative Covid-19 :2.048
- Hasil Positive Covid-19 :547

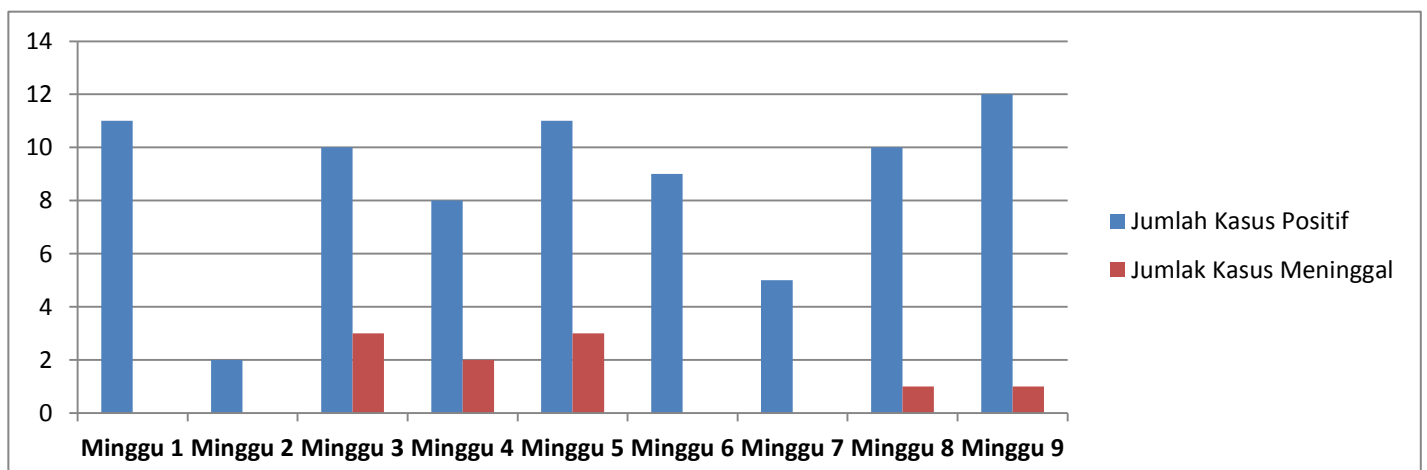
### KASUS KONFIRMASI POSITIF, SEMBUH, MENINGGAL DAN AKTIF



### JUMLAH KASUS KONFIRMASI KUMULATIF POSITIF COVID-19 DINAS KESEHATAN KABUPATEN PENUKAL ABAB LEMATANG ILIR



### Jumlah Kasus Positif dan Meninggal Pasien Covid-19 Mingguan Kabupaten PALI ( Mei - Juli 2021)







↑ 15  
637  
positif

↑ 15  
553  
suspek

↑ 0  
28  
probable

↑ 0  
1417  
Kontak erat

↑ 4  
537 sembuh  
50 meninggal

36 konfirmasi positif proses  
0 susk dan 0 Ke dalam proses

**Talang ubi**  
Konfirmasi : 478  
Meninggal : 33  
Sembuh : 506  
Suspek : 219  
Probable : 23

**Penukal**  
Konfirmasi : 37  
Meninggal : 5  
Sembuh : 34  
Suspek : 41  
Probable: 2

**Penukal Utara**  
Konfirmasi : 34  
Meninggal : 5  
Sembuh : 32  
Suspek : 2  
Probable : 1

- RESIKO SEDANG
- RESIKO TINGGI
- RESIKO RENDAH
- TIDAK ADA KASUS

5 kecamatan

6 kel/65 desa



Kecamatan yang pernah terdapat kasus konfirmasi positifif

1. Talang Ubi ( **16 des**/ talang bulang, sungai baung, talang akar. Suka damai, sinar dewa, beruge darat, simpang tais, benuang, panta dewa, karta dewa, benakat minyak, Handayani mulya, pasar bhayngkara, TUB, TUT, TUS, TUU
2. Penukal (**10 desa**/ Desa Air itam,Desa Babat ,Desa Purun ,Desa Gunung Menang , Desa Air Itam Barat , Desa Raja Jaya ,Desa Mangku Negara , Desa Sukaraja ,Desa Spantan Jaya, Desa Air Itam Timur
3. Penukal utara (**11 desa**/ Desa Sukarami ,Desa Tempirai ,Desa Tanding Marga ,Desa Lubuk Tampui, Desa Karang Tanding ,Desa Tempirai Selatan,Desa Kota Baru ,Desa Prabu Menang ,Desa Tanding jaya,Desa Tempirai Timur , Desa tambak
4. Abab (**8 Desa**/ Desa Pengabuan Timur,Desa Betung Sel, Desa Betung , Desa Prambatan,Desa Pengabuan , Desa Tanjung Kurun, Desa Karang Agung , Desa Betung Barat
5. Tanah Abang (**7 desa**/ Desa Tanah Abang Jaya, Desa Tanah Abang Utara , Desa Tanah Abang Timur ,Desa Tanah Abang sel, Desa Muara Sungai , Desa Pandan Desa Modong ,Desa Raja Raja, Desa Raja Barat ,Desa Suka Manis

**Abab**  
Konfirmasi : 32  
Meninggal : -  
Sembuh : 29  
Suspek : 19  
Probable: 0

**Tanah Abang**  
Konfirmasi : 55  
Meninggal : 5  
Sembuh : 53  
Suspek : 71  
Probable : 2



**CAPAIAN VAKSINASI COVID  
DI KABUPATEN PENUKAL ABAB LEMATANG ILIR  
SD 26 JULI 2021**

**Tenaga Kesehatan**

| No           | Fasyankes               | Sasaran     | Capaian Dosis 1 | Capaian Dosis 1 (%) | Capaian Dosis 2 | Capaian Dosis 2 (%) |
|--------------|-------------------------|-------------|-----------------|---------------------|-----------------|---------------------|
| 1            | Puskesmas Talang Ubi    | 155         | 298             | 192.26%             | 274             | 176.77%             |
| 2            | Puskesmas Sungai Baung  | 41          | 34              | 82.93%              | 34              | 82.93%              |
| 3            | Puskesmas Tempirai      | 107         | 76              | 71.03%              | 76              | 71.03%              |
| 4            | Puskesmas Tanah Abang   | 173         | 170             | 98.27%              | 168             | 97.11%              |
| 5            | Puskesmas Abab          | 136         | 102             | 75.00%              | 99              | 72.79%              |
| 6            | Puskesmas Simpang Babat | 135         | 119             | 88.15%              | 116             | 85.93%              |
| 7            | Puskesmas Air Itam      | 64          | 60              | 93.75%              | 60              | 93.75%              |
| 8            | Puskesmas Karta Dewa    | 70          | 63              | 90.00%              | 62              | 88.57%              |
| 9            | RSUD Talang Ubi         | 426         | 337             | 79.11%              | 326             | 76.53%              |
| 10           | Klinik Pertamedika      | 17          | 15              | 88.24%              | 15              | 88.24%              |
| <b>Total</b> |                         | <b>1324</b> | <b>1274</b>     | <b>96.22%</b>       | <b>1230</b>     | <b>92.90%</b>       |

**PELAYAN PUBLIK**

| No           | Fasyankes               | Sasaran     | Capaian Dosis 1 | Capaian Dosis 1 (%) | Capaian Dosis 2 | Capaian Dosis 2 (%) |
|--------------|-------------------------|-------------|-----------------|---------------------|-----------------|---------------------|
| 1            | Puskesmas Talang Ubi    | <b>9163</b> | 1944            | <b>89.94%</b>       | 1497            | <b>69.90%</b>       |
| 2            | Puskesmas Sungai Baung  |             | 129             |                     | 93              |                     |
| 3            | Puskesmas Tempirai      |             | 688             |                     | 492             |                     |
| 4            | Puskesmas Tanah Abang   |             | 1126            |                     | 974             |                     |
| 5            | Puskesmas Abab          |             | 751             |                     | 540             |                     |
| 6            | Puskesmas Simpang Babat |             | 623             |                     | 519             |                     |
| 7            | Puskesmas Air Itam      |             | 422             |                     | 308             |                     |
| 8            | Puskesmas Karta Dewa    |             | 341             |                     | 126             |                     |
| 9            | RSUD Talang Ubi         |             | 2217            |                     | 1856            |                     |
| 10           | Klinik Pertamedika      |             | 0               |                     | 0               |                     |
| <b>Total</b> |                         |             | <b>8241</b>     |                     | <b>6405</b>     |                     |

**LANSIA**

| No           | Fasyankes               | Sasaran     | Capaian Dosis 1 | Capaian Dosis 1 (%) | Capaian Dosis 2 | Capaian Dosis 2 (%) |
|--------------|-------------------------|-------------|-----------------|---------------------|-----------------|---------------------|
| 1            | Puskesmas Talang Ubi    | 3062        | 488             | 15.94%              | 58              | 1.89%               |
| 2            | Puskesmas Sungai Baung  | 472         | 158             | 33.47%              | 93              | 19.70%              |
| 3            | Puskesmas Tempirai      | 1280        | 172             | 13.44%              | 107             | 8.36%               |
| 4            | Puskesmas Tanah Abang   | 2266        | 161             | 7.11%               | 91              | 4.02%               |
| 5            | Puskesmas Abab          | 1245        | 311             | 24.98%              | 129             | 10.36%              |
| 6            | Puskesmas Simpang Babat | 541         | 128             | 23.66%              | 90              | 16.64%              |
| 7            | Puskesmas Air Itam      | 1056        | 226             | 21.40%              | 123             | 11.65%              |
| 8            | Puskesmas Karta Dewa    | 0           | 338             | 11.04%              | 122             | 3.98%               |
| 9            | RSUD Talang Ubi         | 0           | 164             | 5.36%               | 80              | 2.61%               |
| 10           | Klinik Pertamedika      | 0           | 0               | 0                   | 0               | 0                   |
| <b>Total</b> |                         | <b>9922</b> | <b>2146</b>     | <b>21.63%</b>       | <b>893</b>      | <b>9.00%</b>        |

**MASYARAKAT UMUM**

| No           | Fasyankes               | Sasaran      | Capaian Dosis 1 | Capaian Dosis 1 (%) | Capaian Dosis 2 | Capaian Dosis 2 (%) |
|--------------|-------------------------|--------------|-----------------|---------------------|-----------------|---------------------|
| 1            | Puskesmas Talang Ubi    | <b>97565</b> | 1572            |                     | 159             |                     |
| 2            | Puskesmas Sungai Baung  |              | 253             |                     | 109             |                     |
| 3            | Puskesmas Tempirai      |              | 561             |                     | 227             |                     |
| 4            | Puskesmas Tanah Abang   |              | 513             |                     | 316             |                     |
| 5            | Puskesmas Abab          |              | 707             |                     | 392             |                     |
| 6            | Puskesmas Simpang Babat |              | 1104            |                     | 171             |                     |
| 7            | Puskesmas Air Itam      |              | 543             |                     | 197             |                     |
| 8            | Puskesmas Karta Dewa    |              | 644             |                     | 133             |                     |
| 9            | RSUD Talang Ubi         |              | 1011            |                     | 132             |                     |
| 10           | Klinik Pertamedika      |              | 0               |                     |                 |                     |
| <b>Total</b> |                         |              | <b>6908</b>     | <b>7.08%</b>        | <b>1836</b>     | <b>1.88%</b>        |

**MASYARAKAT RENTAN PRA LANSIA**

| No           | Fasyankes               | Capaian Dosis 1 | Capaian Dosis 2 |
|--------------|-------------------------|-----------------|-----------------|
| 1            | Puskesmas Talang Ubi    | 355             | 54              |
| 2            | Puskesmas Sungai Baung  | 0               | 0               |
| 3            | Puskesmas Tempirai      | 28              | 15              |
| 4            | Puskesmas Tanah Abang   | 144             | 94              |
| 5            | Puskesmas Abab          | 141             | 96              |
| 6            | Puskesmas Simpang Babat | 0               |                 |
| 7            | Puskesmas Air Itam      | 82              | 31              |
| 8            | Puskesmas Karta Dewa    | 79              | 34              |
| 9            | RSUD Talang Ubi         | 235             | 31              |
| 10           | Klinik Pertamedika      | 0               | 0               |
| <b>Total</b> |                         | <b>1064</b>     | <b>355</b>      |

**Penyandang Disabilitas**

| No           | Fasyankes               | Sasaran   | Capaian Dosis 1 | Capaian Dosis 1 (%) | Capaian Dosis 2 | Capaian Dosis 2 (%) |
|--------------|-------------------------|-----------|-----------------|---------------------|-----------------|---------------------|
| 1            | Puskesmas Talang Ubi    | 12        |                 | 6.12%               |                 | 4.08%               |
| 2            | Puskesmas Sungai Baung  | 2         |                 |                     |                 |                     |
| 3            | Puskesmas Tempirai      |           | 1               |                     |                 |                     |
| 4            | Puskesmas Tanah Abang   |           |                 |                     |                 |                     |
| 5            | Puskesmas Abab          |           |                 |                     |                 |                     |
| 6            | Puskesmas Simpang Babat | 26        |                 |                     |                 |                     |
| 7            | Puskesmas Air Itam      | 9         |                 |                     |                 |                     |
| 8            | Puskesmas Karta Dewa    |           |                 |                     |                 |                     |
| 9            | RSUD Talang Ubi         |           | 2               |                     | 2               |                     |
| 10           | Klinik Pertamedika      |           |                 |                     |                 |                     |
| <b>Total</b> |                         | <b>49</b> | <b>3</b>        | <b>6.12%</b>        | <b>2</b>        | <b>4.08%</b>        |



### ODGJ (Orang Dengan Gangguan Jiwa)

| No           | Fasyankes               | Sasaran    | Capaian Dosis 1 | Capaian Dosis 1 (%) | Capaian Dosis 2 | Capaian Dosis 2 (%) |
|--------------|-------------------------|------------|-----------------|---------------------|-----------------|---------------------|
| 1            | Puskesmas Talang Ubi    | 139        | 6               | 4.32%               | 0               | 0                   |
| 2            | Puskesmas Sungai Baung  | 16         | 1               | 6.25%               | 0               | 0                   |
| 3            | Puskesmas Tempirai      | 89         | 3               | 3.37%               | 0               | 0                   |
| 4            | Puskesmas Tanah Abang   | 25         | 0               | 0.00%               | 0               | 0                   |
| 5            | Puskesmas Abab          | 106        | 5               | 4.72%               | 0               | 0                   |
| 6            | Puskesmas Simpang Babat | 35         | 3               | 8.57%               | 0               | 0                   |
| 7            | Puskesmas Air Itam      | 46         | 3               | 6.52%               | 0               | 0                   |
| 8            | Puskesmas Karta Dewa    | 0          | 17              | 12.23%              | 0               | 0                   |
| 9            | RSUD Talang Ubi         | 0          | 1               | 0.72%               | 0               | 0                   |
| 10           | Klinik Pertamedika      | 0          | 0               | #DIV/0!             | 0               | #DIV/0!             |
| <b>Total</b> |                         | <b>456</b> | <b>39</b>       | <b>8.55%</b>        | <b>0</b>        | <b>0</b>            |

### REMAJA 12-17 Tahun

| No           | Fasyankes               | Capaian Dosis 1 | Capaian Dosis 2 |
|--------------|-------------------------|-----------------|-----------------|
| 1            | Puskesmas Talang Ubi    |                 |                 |
| 2            | Puskesmas Sungai Baung  |                 |                 |
| 3            | Puskesmas Tempirai      |                 |                 |
| 4            | Puskesmas Tanah Abang   |                 |                 |
| 5            | Puskesmas Abab          | 54              |                 |
| 6            | Puskesmas Simpang Babat |                 |                 |
| 7            | Puskesmas Air Itam      |                 |                 |
| 8            | Puskesmas Karta Dewa    | 2               |                 |
| 9            | RSUD Talang Ubi         | 65              |                 |
| 10           | Klinik Pertamedika      |                 |                 |
| <b>Total</b> |                         | <b>121</b>      |                 |



